



astor 
bannerman
beyond routine



Why Astor Bannerman?

Our company started with two friends with a passion for technology and mechanics, being asked by Muscular Dystrophy UK, to design and make a height adjustable kitchen table. This challenge developed into a vision of producing solutions to support people living with a disability, and their carers. Height adjustable and specialist care equipment remains the heart of our business, and has done so for nearly 30 years. The basic vision back at the start is as strong today as it was in those early days – innovation and creativity to find great solutions to improve the lives of people living with a disability, and their carers. Today that is delivered with the assurance of an ISO 13485 quality system and a committed team based in Gloucestershire, UK.

The Astor Bannerman Group

Astor Bannerman over the years has grown and the Astor Bannerman group now includes Astor Bannerman, the UK Head Office and manufacturing base, Beka, our manufacturing sister company based in Germany, and Aveso, our not-for-profit Changing Places consultancy.



Beyond Routine

At Astor Bannerman we support people to take everyday personal hygiene tasks beyond routine. We provide products that enhance everyday experiences and that people truly desire because they look great and have been designed with exceptional consideration. As a team, we offer support and service that is also above and beyond to deliver lasting solutions.

UK Built

We are proud to remain a UK manufacturer, with our factory and head office based in the heart of the Cotswolds. We also have sales, installation and service teams based across the UK to ensure that there is someone on hand to offer in home product demonstrations, site visits, design support and assessments, and speedy installation and service support when required.

Range and Sectors

Over the years we have expanded our customer base, and now support people living at home, in supported living or in a care home, via a range of specialist bathing, patient handling and changing and showering equipment. We also plan, design and install this equipment into, SEND and Mainstream Schools, Changing Places Toilets and Hygiene rooms, and new care Home builds, often working closely with architects.




relax

Bathing at Home:

Astor Rio	6 – 7
Astor Kiva	8 – 9
Astor Matira	10 – 11
Astor Comfort	12 – 13
Astor Vanna	14 – 15
Astor Motion	16 – 17
Astor Neatfold Stretcher	18 – 19
Astor Neatfold Bath Cradle	20 – 21
Astor Bathing Support Cushions	22
Astor Grip Strip Bolsters	23

Bathing in Care:

Astor Compact Plus	26 – 27
Astor Compact DCII	28 – 29
Astor Compact Plus Solo	30
Astor Compact	31
Astor Compact Pure	32 – 33
Astor Motion G	34 – 35
Astor Comfort S	36



revive

Changing Tables & Showering:

Astor CTX2	38 – 39
Astor CT Nivano	40 – 41
Astor Invincible	42 – 43
Astor CTM3	44 – 45
Astor WN	46
Astor OB	47
Astor Shower Trolley	48
Astor Mobile Changing Table	50
Astor Multicare	50 – 51
Astor Mona	52



refresh

Wash Basins & Toilets:

Astor Aquba	54 – 55
Astor ABW6/6SP	56 – 57
Geberit AquaClean Mera Care	58
Astor Bio Bidet Range	59
Astor Elexo & Flexo	60



connect

Hoists & Transfers:

Astor Senta	62 – 63
Astor Eve	64 – 65
Astor Standing Aid Pro	66 – 67
Astor Standing Aid	68 – 69
Astor Mobile Hoist	70 – 71
Astor OT200	72 – 73

Astor Rio

Height Adjustable Bath



The **Astor Rio** height adjustable bath is the perfect choice for family use in compact spaces.

Its sleek design makes it a stylish fit in any bathroom without compromising on the features required to offer fully supported bathing.

Key Features:

- 755 mm wide x 1695 mm long
- 250 kg maximum working load
- 300 mm height adjustable range for carer comfort
- Easy floor and ceiling hoist access

Optional:

- Bespoke Astor Neatfold Stretcher for seamless changing
- Warm air spa system
- Colour change light system
- Bluetooth music system
- Range of internal supports



Astor Kiva

Height Adjustable Bath

The **Astor Kiva** height adjustable bath has generous dimensions giving a capacious bathing option within a bath that still looks and feels homely.

With plenty of room and added features, the Kiva offers an enjoyable bathing experience.



Key Features:	Optional:
<ul style="list-style-type: none"> — Generous dimensions: 1960 mm long x 755 mm wide — 280 kg maximum working load — 300 mm height adjustable range for carer comfort — Easy floor and ceiling hoist access 	<ul style="list-style-type: none"> — Bespoke Astor Neatfold Stretcher for seamless changing — Warm air spa system — Colour change light system — Bluetooth music system — Range of internal supports available

Astor Matira

Height Adjustable Bath and Transfer Seat System



The **Astor Matira** height adjustable bath and transfer seat system gives a safe and easy entry and exit from the bath for those that need a little assistance but do not need to be fully hoisted.

Its sleek design makes this a desirable addition to a bathroom.

Key Features:

- Integrated detachable powered seat and transfer chasis
- Two length options: 1600 mm or 1700 mm (x750 mm wide)
- Bath height adjustment from 680 mm to 1080 mm
- 150 kg maximum working load
- Choice of bath filler taps with TMV2 or TMV3 controls
- Obstacle sensor and backup battery

Optional:

- Warm air spa system
- Colour change light system
- Bluetooth music system
- Commode Seat



Astor Comfort

Height Adjustable Bath

The **Astor Comfort** is a height adjustable bath with generous proportions in both length and width, giving plenty of room for additional supports or for a bariatric need.

Key Features:	Optional:
<ul style="list-style-type: none"> — Generous capacity: 2100 mm x 800 mm — Height adjustable from 680 mm to 1080 mm — High maximum working load of 300 kg — Double thermo insulated tub retains water heat — Compatible for use with the Astor Senta and Eve hoists 	<ul style="list-style-type: none"> — Warm air spa system — Colour change light system — Bluetooth music system — Astor Neatfold Stretcher — Range of supports






Astor Vanna

Multi-functional Bath

The **Astor Vanna** is very accessible with its powered side door that lowers for a smooth side transfer entry. Available in a variety of sizes and with a large SWL, the Vanna is a perfect solution to promote independent bathing amongst a wide user base.



Key Features:	Optional:
<ul style="list-style-type: none"> — Powered side that lowers for easy access — Height adjustment from 780 mm to 1180 mm — Available in a variety of lengths: — 1700 mm – 2300 mm x 800 mm wide — High maximum working load of 300 kg — Interior support cushions including a reclined backrest or a neck and head support 	<ul style="list-style-type: none"> — Warm air spa system — Colour change light system — Bluetooth music system — Neatfold changing stretcher

Astor Motion

Height Adjustable Bath

The **Astor Motion** is an iconic bath offering a unique entry and bathing experience. The large aperture gives easy access to the moulded interior seat making self transfer safe and comfortable. A prefilled large footwell ensures bathers can be quickly immersed in water post entry.

Key Features:	Optional:
<ul style="list-style-type: none"> — Height and reclining adjustment — Large side door for easy access — Interior moulded seat to give added bather support — Spacious 98 litre footwell can be pre-filled — Low entry height of 490 mm simple self transfer — 210 kg maximum working load 	<ul style="list-style-type: none"> — Warm air spa system — Colour change light system — Bluetooth music system — Autofill system



Astor Neatfold Stretcher

Bespoke to the Astor Height Adjustable Bath Range

The **Astor Neatfold Stretcher** is a patented design that offers an easy way to transfer a bather from the bath to a dry changing stretcher in an efficient and dignified manner. The neatfold in the stretcher means that a minimal lift is required to enable the stretcher to be pulled into place, and the bather to be gently lowered onto it. Less hassle, less mess, less stress!

Available to fit the range of Astor height adjustable baths.
190 kg maximum load

Optional:

- Front, rear and side guards
- Splash curtain





Astor Neatfold Bath Cradle

Part of the Astor POSI Support Range

The **Astor Neatfold Bath Cradle** offers the perfect bathing support. It is ergonomically shaped to support a naturally relaxed position, and the additional adaptable side supports, headrest and lap belt give added support where required.



Key Features:

- Neatfold top to enable cradle to fit under Astor Neatfold stretchers
- Adjustable headrest and side supports
- Lap belt
- Padded framework for added comfort and protection
- Can be placed where needed along the bath to suit individual needs
- Removable, washable mesh cover
- 120 kg maximum load

Optional:


- Accessory pack including head support cushion and side bolsters

Astor Bathing Support Cushions

Range of cushions and supports for bathing



Body Support Cushion



Triangular Knee Rest



Sides and Base Cushions



Head Cushion Range

Astor Grip Strip Bolsters

Ideal to give added bathing support. Fix then reposition over and over

- For added support across many types of care equipment
- Can be fixed to any dry surface using our 'grip strip' system, and easily repositioned or removed
- Made from PVC fabric
- Easily cleaned using standard cleaners



Head Wedge



Knee Wedge



Half Moon 500/1000 mm



Vacuum Support Cushion

relax

Bathing in Care

Routine is key to many, and bathing often forms part of that routine. Prolonging the option of a bath, and offering different access options to continue independence is a key consideration within our product range

Style and Quality Assured

Care environments are designed to feel like home and to be an aspirational setting to live. Astor baths are also designed to be desirable and homely, not medical in their look.

In order to ensure each bathing solution is a good fit for the individual setting, our baths come with a range of features so that they can be tailor made to suit individual preferences within a multi-user environment. Options include air spa, lighting and sound systems.

Our baths are WRAS approved and fitted with TMV3 water temperature regulation.

Our baths are manufactured to the highest quality, using quality components made to last.

Astor Compact Bath Range

The **Astor Compact Bath** collection offers a variety of options to suit a multitude of care situations. All are WRAS approved with backflow protection to fluid Cat 5 level. All showersafe and water delivery systems are thermostatically regulated (TMV3). Our Compact baths are classified as Class 1 medical devices and fully meet the requirements of ISO 13485.

Astor Compact Plus: height adjustable bath with detachable, integrated seat system.

Astor Compact DCII: Dementia care height adjustable bath with integrated seat system and added safety features.


Astor Compact Plus Solo: height adjustable bath.

Astor Compact: fixed height bath with integrated seat system.

Astor Compact Pure: height adjustable with integrated seat system.

Our seat systems also come with a detachable seat and transfer trolley system option for Astor Compact, Astor Compact Plus or Astor Compact DCII

- Allows seamless transfer from room to bath without the need for hoists or extra
- Manoeuvring within the bathroom
- Safe handling option for “one Carer”
- Commode seat option
- Headrest included to fit on seat post when the seat is not in use



Astor Compact Plus

Height Adjustable Bath with Powered Seat



The **Astor Compact Plus** feature packed bath is an ideal choice for a Care Home environment with its unique shape and height adjustable design to give maximum comfort to the bather and minimal strain and ease of use for the carer. With a proprietary bearing system, multi-layer GRP panels, twin gel coated seat and high grade 304 stainless steel parts, the Astor Compact Plus has been built to the highest standard, designed for longevity.

Key Features:

- Powered seat with lap strap, nursing arms and obstacle sensor
- Bath filler with built in TMV3 temperature regulation and ¼ turn controls
- WRAS approved TMV3 Showersafe system
- WRAS approved Showersafe gantry with backflow protection of fluid to Cat 5 level
- Emergency battery backup
- Length Options: 1600 mm or 1700 mm (x 750 mm)
- Working height range: 680 mm-1080 mm
- Maximum working load: 150 kg / 24 st

Optional:

- Air spa system
- Bluetooth sound system
- Colour changing LED light system
- Detachable seat system with head rest
- Seat transfer trolley
- Commode seat

Astor Compact DCII

Dementia Care Height Adjustable Bath with Powered Seat

The **Astor Compact DCII Bath** is the first bath specifically designed for use within a dementia care setting, with safety features including a unique auto lockout to ensure that the water cannot be accidentally turned on and to immobilise the bath features; a built in auto-fill system to enable the carer to set the bathwater running unattended, without the risk of overflow and a digital display showing the water temperature.

Key Features:	Optional:
<ul style="list-style-type: none"> — Auto safety lockout of water flow and bath operation — Digital temperature display — Powered seat with lap strap, nursing arms and obstacle sensor — Bath filler system with built in TMV3 temperature regulation and ¼ turn controls — WRAS approved gantry with backflow protection of fluid to Cat 5 level — Autofill sensor to prevent overfilling — Emergency battery backup — Length Options: 1600 mm or 1700 mm (x 750 mm) — Working height range: 680 mm -1080 mm — Maximum working load: 150 kg / 24 st 	<ul style="list-style-type: none"> — Coloured seat — Air spa system — Bluetooth sound system — Colour changing LED light system — Detachable seat system with head rest — Seat transfer trolley — Commode seat



Astor Compact Plus Solo

Height Adjustable Bath



The **Astor Compact Plus Solo** bath has all the features of the Compact Plus but does not feature the powered seat system, giving ample space for residents that depend on a full overhead hoist transfer. Floor hoists are also easily accommodated with hoist access panels and space under the bath allowing the feet of the hoists to slide under and be manoeuvred close to the bath side.



Key Features:

- Bath filler tap with built in TMV3 temperature regulation and ¼ turn controls
- WRAS approved TMV3 Showersafe system
- Showersafe gantry with backflow protection to fluid Cat 5 level
- Emergency battery backup
- Length options: 1600 mm or 1700 mm (x 750 mm)
- Working height range: 680 mm - 1080 mm
- Maximum working load: 250 kg/ 39 st

Optional:

- Air spa system
- Bluetooth sound system
- Colour changing LED light system
- Autofill sensor to prevent overfilling

Astor Compact

Fixed Height Bath with Powered Seat

The **Astor Compact** bath is an ideal choice for a Care Home environment with its unique shape, compact design and optional features allowing the creation of a bath to suit your particular requirements. This fixed height option from the Compact range offers a cost effective choice when height flexibility is not required, without compromising on other features and options.

Key Features:

- Integrated powered seat with lap strap, nursing arm rests and obstacle sensor
- Emergency battery backup
- Length Options: 1600 mm or 1700 mm (x 750 mm)
- Left or right hand options
- 1 side panel (add extras as options if required)
- Maximum working load: 150 kg / 24 st

Optional:

- Choice of water delivery system:
- Bath filler with built in TMV3 temperature regulation
- WRAS approved TMV3 Showersafe system with backflow protection to fluid Cat 5 level
- Hoist access panels / extra end and side panels
- Detachable seat system with transfer trolley
- Commode seat
- Air spa system
- Bluetooth sound system
- Colour changing LED light system
- Autofill sensor to prevent overfilling



Astor Compact Pure

Height Adjustable Bath with Powered Seat

The **Astor Compact Pure** height adjustable bath is an ideal choice for a Care Home environment. The Compact Pure can be ordered as an off the shelf product, available within 7 days from order, fully ready for simple plumbing and installation by your own maintenance or installation team. The Pure has been added to the Compact Range to give a cost effective yet reliable option for care homes, with a very short lead time to address those urgent bath replacement needs.

Key Features:

- Powered seat with lap strap, nursing arms and obstacle sensor
- Bath tap with TMV3 temperature regulation
- WRAS approved components and gantry system
- Cat 5 compliant
- Dimensions: 1700 mm x 750 mm
- Bath working height: 680 mm-1080 mm
- 1 Year warranty (terms and conditions apply)
- Maximum working load: 125 kg / 20 st





Astor Motion G

Height Adjustable Bath with Showersafe Gantry System

The **Astor Motion G** is the Care Home version within our Motion Bath range, including a WRAS approved shower gantry. The large lip-free door allows easy side transfer for a sensory bathing experience. The large footwell can be pre-filled to ensure bathers can be quickly immersed in water post entry.

Key Features:

- Height and reclining adjustment
- Tilt angle 23°
- Large side door; easy access (damp hinged)
- Chrome grab handles
- Interior moulded seat
- Spacious 98 litre footwell; can be pre-filled
- WRAS approved shower gantry giving backflow protection to fluid Cat 5 level
- Digital temperature display
- Full bariatric capacity
- Highest immersion level
- Oversize/ fast drain at 75 litre/min and fast fill
- Smooth side transfer – no lip
- Patient to 220 kg / 33 stone, Bath 350 kg maximum working load

Optional:

- Air spa system
- Bluetooth music /sound system
- Colour changing LED light system
- Any RAL tub colour option
- Autofill; footwell, then main tub

Motion E also available with tapset only

Astor Comfort S

Height Adjustable Bath with Showersafe Gantry System

The free standing **Astor Comfort S** height adjustable bath has been beautifully sculptured to give maximum internal room for the external footprint, suitable for bariatric needs and with good mobile hoist access. With optional extras such as air spa, lights and sound systems, this is an ideal bath for an indulgent, relaxing bathing experience.

Key Features:	Optional:
<ul style="list-style-type: none">— Height-adjustable from 680 mm - 1080 mm (400 mm)— Generous capacity: 2100 mm (L) x 800 mm (W)— Emergency battery backup— Floor and ceiling hoist access. Compatible for use with the Astor Senta and Eve hoists— WRAS approved shower gantry system— Double thermally insulated tub – retains water heat— Maximum working load 300 kg / 47¼ st	<ul style="list-style-type: none">— Air spa system— Integrated Bluetooth music/sound system— LED colour changing light system— Internal knee blocks / footboard— Body, head and neck support cushions— Available without gantry



revive Changing & Showering

Our Changing Tables have been developed to give a perfect product choice according to the setting: at home; in a multi-user environment or in a public place such as a Changing Places Toilet.

Mobile or wall mounted; shower or dry change – our range covers all requirements.

The Astor Invincible is the first Changing Table developed specifically for use in public and multi-user environments, in particular, Changing Places Toilets.

If you would like a changing table to match your room or branding, we can offer you a fitted mattress in a wide range of colours.

Astor CTX2

Wall Mounted Showering and Changing Table

The **Astor CTX2** height adjustable changing table is the ultimate wall mounted showering and changing table offering features designed to give an enhanced changing and showering experience with ensured comfort and safety.



Key Features:

- Low low position of 300 mm rising to 1040 mm
- 200 kg maximum working load
- Integrated water collection tray and drain hose
- Suitable for use in wet rooms with stainless steel bed frame
- Moulded polyurethane padded mattress and tilted headrest section
- Integrated ambient lighting
- Foldaway guard

Optional:

- Supports and Cushions
- Battery version
- Guard bumper




Astor CT Nivano

Wall Mounted Shower and Changing Stretcher

The **Astor CT Nivano** is a height adjustable wall mounted changing stretcher that is available in a variety of lengths from 1400 mm 1900 mm making it the perfect fit for every individual need.

Key Features:	Optional:
<ul style="list-style-type: none"> — Height adjustable from 300 mm - 900 mm — 150 kg or 220 kg maximum working load — Suitable for use in wet rooms - with stainless steel frame — Hammock stretcher anti-microbe treated and fully drainable — Foldaway guard 	<ul style="list-style-type: none"> — Supports and cushions — Guard bumper — Battery version

CTE2-CP option: designed to comply with Changing Places Toilet regulations:
200 kg maximum working load; 1800 mm (L) x 800 mm (W)




Astor Invincible

Wall Mounted Changing and Showering Table

The **Astor Invincible** height adjustable changing and showering table has been designed to withstand robust treatment in public settings, yet provides a very comfortable and practical solution for complex needs of daily care giving. The height of this wall mounted changing and showering table can be easily adjusted up or down to minimise carer strain. The unique split guard gives improved access without compromising safety.


Key Features:

- Maximum working load 227 kg / 500 lb
- Height adjustable range: 300 mm - 1040 mm (740 mm)
- Cut and graffiti resistant bed/stretcher
- Non-tamper embedded control panel
- No exposed wires / fixings / controls
- IK10 tested - highest level
- Split front guard for improved carer access
- Mains electric: Battery backup
- Emergency stop button
- Rust free stainless steel bed frame & components
- Suitable for use in wet rooms



Astor CTM3

Manual Wall Mounted Shower and Changing Stretcher



The **Astor CTM3** is a manual height adjustable wall mounted changing stretcher, ideal for situations where an electric supply is not available, or, at around half the price of an electronic version, as a cost effective option. It is also a compact option, protruding just 180mm from the wall when stowed.

Key Features:	Optional:
<ul style="list-style-type: none"> — Choice of stretcher lengths to suit needs: 1200 mm to 1900 mm — 300 mm height range — 150 kg maximum working load — Suitable for use in wet rooms - with stainless steel frame — Hammock stretcher anti-microbe treated and fully drainable — Foldaway guard — Stowed position: protrudes 180 mm from wall 	<ul style="list-style-type: none"> — Supports and Cushions — Battery version — Guard bumper



Astor WN

Wall Mounted Neatfold Stretcher



A neat, unobtrusive changing solution that simply folds away against the wall.

The patented Neatfold design reduces the storage space required and allows the **Astor WN** stretcher to be smoothly pulled into place for use.

Key Features:	Optional:
<ul style="list-style-type: none"> — Stretcher lengths: 1200 mm 1900 mm — 130 kg maximum working load — Hammock stretcher anti-microbe treated and fully drainable — Stowed position: protrudes just 161 mm from wall 	<ul style="list-style-type: none"> — Guard and bumper — Splash curtain — Removable mattress

Astor OB

Over Bath Wall Mounted Stretcher



The **Astor Over Bath** stretcher is a simple space saving solution to changing.

Key Features:	Optional:
<ul style="list-style-type: none"> — Flat stowed position: 100 mm from wall — Stretcher lengths: 1200 mm 1900 mm — 130kg maximum working load — Hammock stretcher anti-microbe treated and fully drainable 	<ul style="list-style-type: none"> — Guard and bumper — Splash curtain — Removable mattress

Astor Shower Trolley

Height Adjustable



The **Astor Shower Trolley** is a perfect choice for showering and changing in wet room environments. It has a single actuator lifting system to ensure a smooth and quiet height adjustment to enable safe transfers and appropriate carer working heights.

Key Features:

- Height range from 530 mm - 960 mm
- Trolley length: 1950 mm
- Mattress base length: 1800 mm
- Trolley width: 787 mm
- Mattress base width: 635 mm
- Re-chargeable battery powered
- 200 kg maximum working load
- Lockable fold down side rails
- 4 twin wheel lockable castors
- Fixed head and foot rails
- Waterproof mattress, drain hole and hose



Astor Mobile Changing Table

Padded Top Changing Trolley

The **Astor Mobile Changing Table** is a comfortable padded portable changing table. It has a single actuator lifting system ensuring a smooth and quiet height adjustment to enable safe transfers and appropriate carer working heights.

Key Features:

- Maximum working load 200 kg
- Height adjustable range 530 mm - 960 mm
- 1800 mm (L) x 800 mm (W)
- Handset operation
- Rechargeable battery powered
- Lockable fold down side guards
- 4 lockable castors
- Rust free components
- Sealed padded mattress



Astor Multicare

Mobile Shower and Changing Trolley

The **Astor Multicare** is a highly functional trolley suitable for showering, changing and general care needs in wet and dry environments.

Dual rocking-castor suspension provides a smooth transfer.

Key Features:

- Height range from 540 mm - 1000 mm
- Length options: 1600 mm / 1950 mm
- Battery or hydraulic power option
- Trendelenburg /reverse capability
- 165kg maximum working load
- Fold down side rails
- 8 dual rocking premium lockable castors
- Removable head and foot rails
- Waterproof mattress, drain hole and hose



Astor Multicare XXL

Key Features:

- Generous dimensions: 2040 mm x 990 mm
- 265 kg maximum working load
- Height range from 720 mm - 1040 mm
- Battery operation only

Astor Multicare Plus

Key Features:

- Tilting platform with up to 15 positions
- Extra thick 40 mm mattress



Astor Mona

Mobile Changing Table



The **Astor Mona** is a deluxe mobile Changing Table available in a range of colours to suit your style.

The height adjustable scissor frame controlled by a handset or hydraulic foot pedal smoothly raises and lowers for safe transfer and back strain free care.

Key Features:

- Comfortable padded mattress
- Wide choice of mattress colour
- 200 kg (battery) or 135 kg (hydraulic) maximum working load
- Fold down guards with safety bumpers
- Easily manoeuvred on premium lockable castors
- Generous hoist access

**Choice of mattress colour
Bespoke lengths available**

refresh Basins & Toilets

The basic routine of hand washing and using a toilet can be enhanced massively with cleverly designed products. Little extra features and design thought can make all the difference.

We give careful consideration to the way our products look so that they are desirable and fit with your home or environment.

Our ABW basin range was developed with Muscular Dystrophy UK to address the very specific needs of a muscle wasting degenerative illness.

Our products are manufactured in the UK to the highest quality, using quality components made to last.

Astor Aquba

Height Adjustable Basin

The **Astor Aquba** height adjustable basin is the smallest completely integrated unit available, making it one of the most wheelchair accessible basins, and perfect for under window installations.

With the choice to pre-set two heights or freely adjust to any height, this is a perfect option for multi-user environments, and family usage.

Key Features:	Optional Additions:
<ul style="list-style-type: none"> — High quality Corian style basin and cover — Smooth height adjustment: less than 12 seconds from lowest to highest point (300 mm) — Wall mountable at any height to suit requirements — Low profile concealed plumbing giving full under basin wheelchair access — 150 kg maximum load — Integrated controls with two custom memory recall positions — Integrated load bearing handles / towel rails — Click clack waste — Lock out functionality to prevent accidental operation — Anti-trap sensor — Patent pending on key features — Designed & made in the UK 	<ul style="list-style-type: none"> — Java style tap (long lever tap fitted as standard) — 600 mm, 750 mm and 900 mm basin widths available (600 mm shown) — Choice of handrail colour: coral, silver or matte black



Astor ABW6/6SP

Height Adjustable Wall Mounted Wash Basin

The **Astor ABW6** height adjustable wash basin was developed with MDUK to address the specific needs of people living with degenerative and changing muscular conditions. Many features have been incorporated to promote longer independent living and support changing needs – a weight bearing wide basin surround, levered taps and handset controlled taps and waste features.



Key Features:

- Height range from 580 mm to 1030 mm
- Option of a white or aqua basin and surround
- 150 mm lever taps
- Integrated mirror and shaver/electric toothbrush socket
- Width options: 750 mm and 900 mm
- Handset controlled height adjustment
- 150 kg maximum load

6SP Extra Features:

- Handset controllable:
taps, strip light and waste
- Mirror light

Optional:

- Infra-red touch free tap

Geberit AquaClean Mera Care

Shower Toilet



Exclusively developed for the care sector, the **AquaClean Mera Care** shower toilet provides a dignified solution, supporting prolonged independence. Its innovative features include a hybrid hot water system for gentle but effective cleaning, warm air drying to leave the user clean and fresh, and control options to suit specific user needs.

Key Features:

- WhirlSpray shower technology with five adjustable shower pressure settings
- Rimless ceramic pan with TurboFlush technology
- Adjustable spray arm
- Adjustable water spray temperature
- Gentle intimate lady wash
- Gentle drying
- Odour extraction technology
- Adjustable height (425 mm - 560 mm) at installation
- Descaling function
- Continuous flow heater and storage water heater
- Customisable control options to suit needs: automatic flushing; remote control; touchless wall panel
- Shower chair mode option
- 190 kg SWL

Astor Bio Bidet Range

Wash/Dry Toilet Seat

The **Astor Bio Bidet Range** is a cost effective way of enhancing an existing toilet with wash/dry facilities.

Key Features:

- Wash options: posterior and anterior
- Male / female wash settings
- Adjustable water temperature and pressure
- Patented nozzle system for maximum hygiene
- Adjustable nozzle position
- Pulsing massage setting
- Adjustable air drying feature
- Installs easily to most toilets
- Available with incorporated control panel or separate handset controls



Astor Elexo & Flexo

Toilet and Shower Chair

The **Astor Elexo** is the ultimate toilet and shower chair with an impressive lift height making personal care more accessible, comfortable and manageable.

Key Features, Elexo:	Key Features, Flexo:
<ul style="list-style-type: none"> — Height range from 500 mm - 1050 mm — Automatic tilt on lift for comfort and safety — Can be manoeuvred over a toilet — Commode option — Fitted with foot, leg and arm rests — Headrest available as an option — 180 kg maximum working load 	<ul style="list-style-type: none"> — Hydraulic version dismissing the need to re-charge and offering a cost effective option — 135 kg maximum working load



Transferring and moving cared-for and loved ones in a comfortable and dignified way is an essential part of day-to-day life for many living with disabilities.

The OpeMed brand is now part of the Astor Bannerman family, along with its wealth of hoisting experience.

We also offer advice and a range of products for large multi-room hoisting projects.

Our products provide a range of solutions to suit your requirements including ceiling track hoists, mobile floor hoists and standing aids, along with bathing seats and multi-functional mobile hoists.

Astor Senta

Multi-functional Mobile Hoist

The **Astor Senta** offers full versatility through a range of lifting positions and options, enabling many caring tasks to be conducted. Of note, the **Astor Senta** can be lowered into a bath offering a safe transfer option.

Key Features:	Optional:
<ul style="list-style-type: none"> — Lifting range from 450 mm - 1150 mm — 150 kg maximum working load — 4 Premium castors (2 lockable) — Swing away detachable arms 	<ul style="list-style-type: none"> — Weighing scale attachment — Commode aperture seat available





Astor Eve

Multi-functional Mobile Hoist

The **Astor Eve's** incredibly lightweight and easy to manoeuvre structure makes it an ideal transfer solution for a single carer.

With an aluminium and stainless steel structure, it is ideal for use in wet room and bathroom environments.

Key Features:	
— Lifting range from 495 mm - 1065 mm	— 4 Premium castors (2 lockable)
— 185 kg maximum working load	— Swing away detachable arms

designed to make daily transfer that bit easier.



Astor Standing Aid Pro

Padded Top Changing Trolley

The **Astor Standing Aid Pro** is a premium stand aid with enhanced comfort and safety features. Its large cushioned leg support provides ultimate pressure and tissue off-loading through deep memory-foam envelopment during the standing process.

Key Features:

- Maximum working load 150 kg
- Large cushioned leg support
- Ergonomic colour contrasted hand grips
- Colour contrasted contact points
- Retractable leg safety belts
- Horizontal footplate
- Lithium ion rechargeable battery
- Service indicator display
- Lift cycle counter
- Handset with battery status display



Astor Standing Aid

Mobile Standing Aid

The **Astor Standing Aid** is designed to aid standing with comfort at the forefront of design adjustable handles, padded leg supports and integrated shock absorbers.

Recognising the importance of independence.



Extra standing assistance for people with reduced core or leg strength.

- 200 kg maximum working load
- 4 premium castors (2 lockable)
- Spreadable legs
- Soft padded leg supports
- Battery operated



Astor Mobile Hoist

Mobile Hoist



The **Astor Mobile Hoist** enables safe transfer and repositioning with the aid of a single carer. Its long lifting arm and spreadable legs allow someone to be lifted from the floor, and its aluminium frame makes this suitable for use in wet rooms and bathrooms.



Mobile Hoist Comfort:

- 185 kg maximum working load
- 4 point cradle
- **Clip sling** compatibility
- Patented anti-rotation mechanism

Mobile Hoist Classic:

- 185 kg maximum working load
- 2 point spreader bar
- **Loop sling** compatibility
- Patented anti-rotation mechanism



Astor OT200

Ceiling Hoist

The **Astor OT200** hoist is compact, has installation versatility a perfect choice for any room design.

Key Features:

- 200 kg maximum working load (400 kg version available)
- Choice of 6-hook spreader bar, manual or powered cradle
- Clip or loop sling compatibility
- Safety lowering feature
- Multiple track combinations available (curved, straight, H frame)
- Dyno gravity powered charging system powers up to 150 lifts





astor 
bannerman
beyond routine

For demos, quotes, queries:

01242 820820

sales@astorbannerman.co.uk

www.astorbannerman.co.uk



Check out our **NEW PRODUCTS**